

# THE EMIRATES SALON CULINAIRE 2018

Briefs of the Classes for Entry Page: 1/18

## Resume Of Classes for Entry

Class no.	Class Description
01	Cake Decoration – Practical by Master Baker
02	Wedding Cake Three-Tier- by Pristine
03	Four Plates of Dessert - Nestlé Docello
04	Pastry Showpiece by Pristine
05	Bread Loaves and Showpiece by Master Baker
06	Petites Fours, Pralines by Master Baker
07	Chocolate Carving Showpiece by Seville
08	Fruit & Vegetable Carving Showpiece by Barakat Quality Plus
09	Open show Piece
10	Five-Course Gourmet Dinner Menu by Meat & Live Stock Australia
11	Four-Course Vegetarian Menu by US Dairy Export Council
12	Tapas, Finger Food and Canapés by US Dairy Export Council
13	
14	An Arabian Feast by USAPEEC
15	Individual Ice Carving





## THE EMIRATES SALON CULINAIRE 2018

Briefs of the Classes for Entry Page: 2/18

- 16 Ice Carving Team Event
- 17 Practical Fruit & Vegetable Carving by Barakat Quality Plus
- 18 Dressed Lamb - Practical Butchery by Meat & Live Stock Australia
- 19 Arabic Mezzeh - Practical Cookery by Rahma
- 20 Fish & Seafood - Practical Cookery by MITRAS
- 21 Beef - Practical Cookery by Meat & Live Stock Australia
- 22 Emirati Cuisine – Practical Cookery
- 23 HUG Savoury Creations
- 24 HUG Sweet Creations



**The following two classes (25 & 26) are for entry only by those competing for the Young Chef of the Year trophy.**

- 25 Dressed Chicken & Dressed Fish
- 26 Ovo-Lacto Vegetarian Three-Course Menu
- 27 Chicken - Practical Cookery – by USAPEEC
- 28 4 plates Appetizer and Main Course Using Filo Paste by TONI KAISER
- 29 Practical Sandwiches by Unilever Food Solutions





## THE EMIRATES SALON CULINAIRE 2018

Briefs of the Classes for Entry Page: 3/18

### Practical Pastry



#### Class 01: Cake Decoration – Practical by Master Baker

1. Two hours duration.
2. Decorate a pre-baked single cake base of the competitor's choice.
3. The Theme for the cake decoration will be “ Inspired by Dubai”
4. The cake base must be a maximum size of 25cm X 25cm or 25cm Diameter.
5. The cake can be brought already filled without coating – ready to decorate.
6. The cake must be delivered and set up hygienically with cold box or dry ice storage. Not up to hygiene food product will not be judge.
7. All decorating ingredients must be edible and mixed on the spot. (Chocolate/Sugar/Marzipan/Fondant) minimum height is 30cm, it should be able to enhance and harmonize with the overall presentation
8. No pre-modelled garnish permitted.
9. Chocolate and royal icing can be pre-prepared to the basic level,
10. Competitors must provide all ingredients, cake base, utensils, and small equipment required.
11. A standard buffet table is provided for each competitor to work upon.
12. Water, electricity and refrigeration might not be available.
13. The cake will be tasted and cut by the Judges, as part of the judging criteria
14. Ingredients may be supplied by the sponsor these shall be mandatory to be used, information shall be sent to competitors in advance of the competition

### Pastry Displays

#### Class 02: Elegance Stylish Wedding Cake –Three Tier By Pristine



All decorations must be edible and made entirely by hand.

1. Pillars or stands may be inedible but, unless decorated by hand, must be plain and unadorned.
2. Fine, food-quality wiring is allowed for the construction of flowers but must be properly wrapped and covered with flower tape or paste.
3. Royal icing, pastillage, pulled sugar, etc., may be used in the construction, but the finished display must not be dependent on these items.
4. The bottom layer of the cake must be edible. A section of the finished edible cake should be cut for the judges' inspection
5. The cake will be tasted by the judges.
6. Inedible blanks may be used for the two top layers.
7. Typewritten description and recipes are required.
8. Maximum area w60 cm x d75 cm.
9. Maximum height should not exceed 1 meter (including socleor platforms)
10. Pristine Belgium products are to be used the following products cake ingredients, specialized flour, toppings, fruit fillings and glazes shall be made available by the sponsor to those competitors registered .These will be mandatory to be used in the preparation of the wedding cake
11. Points will be deducted for non-compliance.





## THE EMIRATES SALON CULINAIRE 2018

Briefs of the Classes for Entry Page: 4/18

### Class 03: Plated Dessert by Nestlé Docello

1. Prepare four different types desserts each for one person.
2. Displayed cold, each portion for one person, suitable for a la carte service.
  - a) 1 x Hot and Cold dessert composition
  - b) 1 x Vegetarian without eggs and animal fat
  - c) 1 x Arabic Dessert Free Style creation
  - d) 1 x Dessert serve in glass
3. Practical and up-to-date presentation is required.
4. Typewritten description and recipes are required.
5. Tasting will be part of the judging process if deemed necessary to determine quality and authenticity.
6. Maximum area w90 cm x d75 cm
7. Showpieces are allowed but will not be judged.
8. One of the plates must use **Nestlé Docello** as the main ingredient.

### Class 04: Pastry Showpiece by Pristine

1. To display a showpiece of either
  - (a) Chocolate
  - (b) marzipan/sugar/pastillage
  - (c) dough/bread dough
  - (d) Asian dough figurine

No frames, moulds or wires are allowed. Points will be deducted for non-compliance.

2. Edible media may be used, singly or in mixed media. Sponsors products maybe available to be used. Information shall be sent to competitors prior to the competition
3. Written description required.
4. Maximum area w90 x d75cm.
5. Maximum height 90cm (including base or socle).



### Class 05: Baked Goods and Baked Bread Showpiece by Master Baker

The entire exhibit must comprise baked goods and must include the following:

1. A baked bread showpiece.
2. Three types of bread loaves 200-300 grams (competitor's choice) two pieces of each loaf to be displayed.
3. Three types of bread roll 25-40grams (competitor's choice) three pieces of each roll to be displayed.
4. Three types of baked sweet breakfast items 25-40grams (competitor's choice) three pieces of each item to be displayed.
5. Three types of baked savoury breakfast items 25-50grams (competitor's choice) three pieces of each item to be displayed.
6. One extra piece of each variety to be displayed on a separate platter for judges' tasting. Tasting shall make up 30% of the marks
7. All breads & dough must be baked at own work place as fresh as possible and delivered to the competition venue for judging.
8. Poor hygiene standard of handling bakery products will not be judged.
9. Typewritten products description and recipes are required.
10. Maximum area w90 x d75cm
11. Ingredients may be supplied by the sponsor these shall be mandatory to be used, information shall be sent to competitors in advance of the competition





## THE EMIRATES SALON CULINAIRE 2018

Briefs of the Classes for Entry Page: 5/18

12. The focus of this class is on the quality and flavour of the bread rolls and loafes presented. The centre piece is judged however only 20% of the marks are attributed to the centre piece.

### Class 06: Petites Four & Pralines by Master Baker



1. Exhibit 4 varieties.
2. Six pieces of each variety (24 pieces total) plus one extra piece of each variety on a separate small platter for judges' tasting. each piece to weight between 6-14grams)
3. Freestyle presentation and theme
4. Present the exhibit to include a small showpiece.
5. Showpieces should enhance the presentation, and will be judged.
6. Written description mentioning the theme is required.
7. Typewritten products description and recipes are required.
8. Maximum area w90 cm x d75 cm.
9. Ingredients may be supplied by the sponsor these shall be mandatory to be used, information shall be sent to competitors in advance of the competition
10. Different Flavours ,textures and cooking techniques will be looked for in the items presented

### Artistic Displays

#### Class 07: Chocolate Carving Showpiece by Seville



1. Free-style presentation.To be carved from a single block
2. Natural colouring and minimal glazing is allowed.
3. No frames, moulds or wires are allowed.
4. Points will be deducted for non-compliance.
5. Maximum area: w60 cm x d75 cm.
6. Maximum height 30-35cm (including base or socle).
7. Written description mentioning the theme is required

#### Class 08: Fruit & Vegetable Carving Showpiece by Barakat Quality Plus




1. To bring in already prepared one display of fruit and / or vegetable carving, no visible supports are permitted
2. Freestyle presentation.
3. Light framing is allowed, but the construction of the piece must not depend upon it.
4. Maximum area w60 cm x d75 cm.
5. Maximum height 55 cm (including base or socle).

#### Class 09: Open Showpiece (Free Style Showpiece)

1. Freestyle presentation.
2. Only showpieces made of edible food material will be accepted for adjudication.
3. Frames and wires support are allowed but must not be exposed.
4. Maximum area w90 cm x d75 cm.
5. Maximum height 75 cm. (including base or socle).







## THE EMIRATES SALON CULINAIRE 2018

Briefs of the Classes for Entry Page: 6/18

6. **Special note:** To enhance the overall level of competition and to aid competitors to demonstrate superior modeling skills, it is permitted to use, frames and supports .i.e. Styrofoam support must not pre-molded and simply sprayed, a round cylinder to form the base of a body is permitted, under no circumstances will pre-carved detailed Styrofoam of any other media be permitted. If the judging committee deems that the finishing has been aided by excessive moulding work it may not be judged.

### Gastronomic Creations

#### Class 10: Five-Course Gourmet Dinner Menu by Meat and Live Stock Australia




1. Present a plated five-course gourmet meal for one person
2. One of the appetisers for the meal must contain Australian Lamb as the main ingredient. Proof of purchase needs to be brought to the Competition for all the Australian Lamb Products if proof of purchase is not brought then 50% of the judging marks shall be reduced
3. The meal to consist of:
  - A cold appetiser,
  - A soup,
  - A hot appetiser,
  - A main course with its garnish
  - A dessert.
4. Hot food presented cold on appropriate plates.
5. Food coated with aspic or clear gelatin for preservation.
6. Total food weight of the 5 plates should be 400/500 gms.
7. Typewritten description and typed recipes required
8. Maximum area w90 cm x d75 cm.

#### Class 11: Four-Course Vegetarian Lunch Menu by US Dairy export council



1. Present a plated four-course vegetarian meal for one person.
2. Suitable for lunch service in a high end restaurant
3. The meal consist of:
  - An appetizer
  - A soup
  - A main course
  - A dessert
4. To be prepared in advance and displayed cold on appropriate plates.
5. No meat, chicken, seafood or fish to be used, (meat-based gelatin glaze to enhance presentation is accepted).
6. Ovo-Lacto products are allowed.
7. Two types of **US Dairy cheese** only must be used in the creation of the menu. Proof of purchase needs to be brought to the Competition for all the US Dairy Products if proof of purchase is not brought then 50% of the judging marks shall be reduced
8. Total food weight of the four plates should be 500/600 gms.
9. Typewritten descriptions and recipes required.
10. Maximum area w75cm x d75cm.





## THE EMIRATES SALON CULINAIRE 2018

Briefs of the Classes for Entry Page: 7/18

### Class 12: Presentation of Tapas, Finger Food and Canapés by US Dairy export council



1. Exhibit 6 varieties. Weight Between 10-20 grams per piece
2. Six pieces of each variety (total 32 pieces)
3. Four hot varieties.
4. Four cold varieties.
5. Two types of **US Dairy** cheeses only must be used in the creation of these dishes. Proof of purchase needs to be brought to the Competition for all the US Dairy Products if proof of purchase is not brought then 50% of the judging marks shall be reduced
6. Hot food presented cold
7. Food coated with aspic or clear gelatin for preservation
8. Presentation on suitable plate/s or platter/s or receptacles.
9. Eight pieces should correspond to one portion.
10. Name and ingredient list (typed) of each variety required.
11. Maximum area 60cm x 80 cm.

### Class 14. An Arabian Feast by USAPEEC



1. Present a traditional Arabian wedding feast as it would be served at a five-star hotel in the UAE.
2. Suitable for 10 people.
3. Free-style presentation
4. The presentation to comprise the following dishes (both cold food and hot food presented cold).
5. Six cold mezzeh
6. Three hot mezzeh.
7. A whole Ouzi presented with rice and garnish
8. A US Poultry main course (Emirati Cuisine) US Turkey needs to be used for 1 of the Main Dishes . Proof of purchase needs to be brought to the Competition for all the US Poultry Products if proof of purchase is not brought then 50% of the judging marks shall be reduced.
9. A fish main course (Emirati Cuisine)
10. A lamb main course
11. A vegetable dish
12. Three types of kebabs, one of chicken, one of lamb, one of beef, each with appropriate accompaniments.
13. One hot dessert (presented cold)
14. Three cold desserts.
15. Two of the above desserts (competitors choice) must be typically Emirati
16. Only the above dishes are to be presented, no other dishes are to be added.
17. Maximum available space for presentation is 180 cm x 75 cm.
18. Competitors must ensure their exhibit is presented neatly so as to fit the available space

### Practical Artistic

#### Class 15: Individual Ice Carving

1. Freestyle.
2. 90 minutes duration.
3. Hand carved work from one large block of ice (provided by the organisers).
4. Competitors to use own hand-tools and gloves.





## THE EMIRATES SALON CULINAIRE 2018

Briefs of the Classes for Entry Page: 8/18

5. A non-slip mat is mandatory.
6. Before the competition starts, competitors will be allowed 30 minutes to arrange and temper the ice block.
7. The use of power tools is forbidden.

### Class 16: Ice Carving Team Event

1. Freestyle.
2. Two persons per team
3. 120 minutes duration.
4. Hand-carved work from three large block of ice (provided by the organisers).
5. Competitors to use own hand-tools and gloves.
6. Non-slip mats are mandatory.
7. Great care must be taken with health and safety considerations. If an exhibit becomes in any way unstable or dangerous to competitors or public, it will be dismantled and destroyed by the organizers.
8. The use of power tools is forbidden.

### Class 17: Practical Fruit & Vegetable Carving by Barakat Quality Plus

1. Freestyle.
2. 120 minutes duration.
3. Hand carved work from competitor's own fruit/vegetables.
4. Competitors to use own hand-tools and equipment.
5. No power tools permitted.
6. Pre-cleaned, peeled material is allowed, but pre-sliced/carved will result in disqualification.
7. Each competitor will be supplied with a standard buffet table on which to work.



### Class 18: Dressed Lamb - Practical Butchery by MEAT & LIVESTOCK AUSTRALIA

1. Prepare a whole, fresh, dressed lamb carcass into various ready-to-cook joints and pieces, some as required by the organisers, the others to competitor's choice. A training/demonstration will be provided by MLA prior to Salon event
2. Make a presentation of the finished cuts and off-cuts for exhibiting to the judges.
3. Competitors must use the fridges provided to store their finished cuts prior to judging
4. Cuts/joints can be suitable for foodservice or suitable for a retail butchery display.
5. Organisers will supply the dressed lamb for this class.
6. Each competitor will have one banquet table (supplied by the organisers) on which to work.
7. No power tools permitted.
8. Competitors to supply their own:
  - Tools and knives
  - Twine or netting
  - RED cutting boards (this is a municipality requirement and will be strictly enforced)
  - Garnishing
  - Display trays
  - Sundries
9. Time allowed: two hours
10. All tools and sundries will be inspected to ensure that they are hygienically suitable for food use.
11. Cuts required by the organisers are:
  - a) Neck slices or Neck boned.








## THE EMIRATES SALON CULINAIRE 2018

Briefs of the Classes for Entry Page: 9/18

- b) 1 x shoulder, boned and rolled, tied or netted ready for roasting.
- c) 3 pieces shoulder chops.
- d) Spare ribs.
- e) 1 x 8 rib Frenched rack.
- f) Mid-loin chops from a short loin
- g) 1 x Eye of Loin.
- h) 1 x Tunnel-boned leg tied or netted for roasting.
- i) 1 x Seam-boned leg trimmed into its 4 primal cuts plus its bone-in shank.



## THE EMIRATES SALON CULINAIRE 2018

Briefs of the Classes for Entry Page: 10/18

**Notes on the Practical Cookery Classes - These notes pertain to all practical cookery classes. They must be read in combination with the brief of the class entered.**

1. The preparation, production and cooking skills of each competitor must be demonstrated during her/his time in the kitchen.
2. Waste and over-production will be closely monitored.
3. There is a 5-point penalty deduction for wastage or over-production.
4. Timing is closely monitored.
5. There is a 2-point penalty deduction for each minute that the meal is overdue.
6. All food items must be brought to the Salon in hygienic, chilled containers: Thermo boxes or equivalent.
7. Failure to bring food items in a hygienic manner will result in disqualification.
8. All dishes are to be served in a style equal to today's modern presentation trends.
9. Portion sizes must correspond to a three-course restaurant meal.
10. Dishes must be presented on individual plates with appropriate garnish not exceeding 250g total food weight excluding sauces.
11. Unless otherwise stated, competitors must supply their own plates/bowls/platters with which to present the food.
12. Competitors must bring with them all necessary mise-en-place prepared according to WORLDCHEFS guidelines in the hot kitchen discipline ([www.worldchefs.org](http://www.worldchefs.org)).
13. Competitors are to provide their own pots, pans, tools and utensils.
14. All brought appliances and utensils will be checked for suitability. The use of any additional equipment must receive prior approval before the competition from the organizers.
15. The following types of pre-preparation can be made for the practical classes:  
EXPLANATION (what foods are permitted to be brought into the kitchen)
  - a) Salads – cleaned, washed, not mixed or cut.
  - b) Vegetables – cleaned, peeled, washed, not cut, must be raw.
  - c) Fish may be scaled and filleted and the bones cut up.
  - d) Meat may be de-boned and the bones cut up
  - e) Stocks – basic stock, not reduced, not seasoned, no additional items (garlic, etc.). Hot and cold samples must be available for the judges.
  - f) Pastry sponge, biscuit, meringue, basic dough's – can be brought in but not cut.
  - g) Basic pastry recipes can be brought in weighed out but no further processing.
  - h) Fruit pulps – fruit purees may be brought in but not as a finished sauce.
  - i) Decor elements – 100% must be made in the kitchen.
16. No pre-cooking, poaching etc. is allowed.
17. No ready-made products are allowed.
18. No pork products are allowed.
19. No alcohol is allowed.
20. If a farce is to be used for stuffing, filling, etc., at least one of the four portions of the farce must be prepared in front of the judges to show the competitor's skill
21. Within 10 minutes after the end of the competition, competitors must have the kitchen thoroughly cleaned and tidied and ready for the next competitor to use.
22. Two copies of the recipes - typewritten - are always required.
23. Submit one copy of the recipe/s to the clerk when registering.
24. Submit one copy of the recipe to the duty marshal at the cooking station.



## THE EMIRATES SALON CULINAIRE 2018

Briefs of the Classes for Entry Page: 11/18

### Practical Cookery

#### Class 19. Mezzeh – Practical Cookery by Rahma Olive Oil



1. Time allowed: 60 Minutes
2. Prepare and present for four persons: Three types of hot mezzeh and three types of cold mezzeh.
3. Only one (if any) of the following types of mezzeh may be displayed: humus, tabouleh, babaganough, fatouche, moutabel.
4. The mezzeh can be representative of any of the following countries:
  - Lebanon
  - Syria
  - Jordan
  - Morocco
  - Egypt
  - Tunisia
5. Dishes must represent a variety of cooking methods and the use of ingredients as used in the Arabic restaurants of the UAE.
6. Rahma olive oil must be the only olive oil used in the creation of these dishes and will be available in the competition venue
7. Present the mezzeh in four equal portions.
8. Two portions will be presented and two portions will be presented to the judges.
9. Typewritten recipes are required.

#### Class 20: Fish & Seafood - Practical Cookery by MITRAS



1. Time allowed 60 minutes
2. Prepare and present three identical main courses using **Sponsor Supplied** Asian Sea Bass fillets as the main protein item of the dish and no other fish can be used.
3. The Fish will be provided to the competitors at the venue on the competition day and is the only protein item allowed to be used
4. Weight of fish per portion on the plate to be 150grams
5. Present the main courses on individual plates with appropriate garnish and accoutrements.
6. Typewritten recipes are required.

#### Class 21: Beef - Practical Cookery by Meat and Live Stock Australia



1. Time allowed 60 minutes
2. Prepare and present three identical main courses using Australian Beef as the main protein item. Proof of purchase needs to be brought to the Competition for all the Australian Meat Products if proof of purchase is not brought then 50% of the judging marks shall be reduced
3. Any cut of beef with the exception of tenderloin, rib eye and sirloin, can be used.
4. Weight of beef per portion on the plate to be 150grams





## THE EMIRATES SALON CULINAIRE 2018

Briefs of the Classes for Entry Page: 12/18

5. Present the main courses on individual plates with appropriate garnish and accoutrements.
6. Typewritten recipes are required.

### Class 22: Emirati Cuisine - Practical Cookery

1. This class is designed to ensure that the tradition of Emirati Cuisine is preserved and promoted through professional chefs. Prepare and present two plated portions each of three Emirati dishes according with the following criteria:
2. Prepare and present two plated portions of any one of the following dishes:
  - Balalit
  - Kabeesa
  - Assedat Bobal
3. Also prepare and present two plated portions of the competitor's choice main course. The following dishes are as a guide only and are not mandatory:
  - Margougat Al Khudar
  - Thareed Laham
  - Margougat Al Dijaj
  - Maleh Biryani
  - Machboos Samak
4. Emirati cuisine with traditional presentation and serving as would be found in a family home of the United Arab Emirates.
5. Competitors must bring their own plates/bowls for presentation and all necessary mise-en-place for the meals
6. The judges will check appliances and utensils for suitability
7. Typewritten description and recipes are required
8. Time allowed 60 minutes to present all three recipes

### Class 23: HUG AG – Savoury Creations



1. This is a static class featuring savoury HUG pastry shells suitable for dinner service.
2. Only savoury HUG pastry shells are to be used.
3. Pastry shells will be supplied by ARAMTEC.
4. Present four different plates, using two savoury HUG shells per plate (i.e. exhibit eight shells in total).
5. To be prepared in advance and displayed cold on appropriate plates and appropriate garnishes to represent a dish suitable for dinner service in a restaurant ala carte style.
6. Typewritten description and recipes required.
7. Maximum space available: 75cm x 75cm.

### Class 24: HUG AG – Sweet Creations



1. This is a static class featuring dessert HUG pastry shells suitable for dinner service.
2. Only dessert HUG pastry shells are to be used.
3. Pastry shells will be supplied by ARAMTEC.
4. Present four different plates, using two dessert HUG shells per plate (i.e. exhibit eight shells in total).
5. To be prepared in advance and displayed cold on appropriate plates and appropriate garnishes to represent a dish suitable for dinner service in a restaurant ala carte style.





## THE EMIRATES SALON CULINAIRE 2018

Briefs of the Classes for Entry Page: 13/18

6. Typewritten description and recipes required.
7. Maximum space available: 75 cm x 75 cm.

### YOUNG CHEF OF THE YEAR ENTRIES

Entrants for The Young Chef of the Year trophy must enter the following classes and no others.

In addition to classes **25 & 26** here below competitors must also enter for **class 22** Emirati Cuisine Practical Cookery.

#### Class 25: Dressed Chicken – Dressed Fish - Supplementary Class

1. Practical Butchery Fish and Chicken Class for Young Chef of the Year Trophy.
  2. Competitors are to supply their own whole fish and whole chicken **MUST BE USED**, all utensils and chopping boards.
- Time allowed 1 hour in 30 minute sections as below:

#### Chicken:

3. Time allowed 20 minutes
4. Take a whole fresh chicken and prepare from it the following:
5. One breast skinless.
6. One breast skin-on.
7. One whole leg, skin-on, and tunnel-boned, ready for making a ballotine.
8. One thigh boneless.
9. One drumstick.
10. Two wings prepared for pan frying/grilling.
11. Carcass prepared for stock.

#### After 20 minutes:

12. 10 minutes to explain to the judges the method of preparation of a classical chicken stock.

#### Fish:

13. Time allowed 20 minutes.
14. Take a whole fresh Sherry or other sustainable fish species of the Arabian Gulf waters.
15. No imported type of fish is to be used.
16. Gut, clean and fillet the fish.
17. One fillet with skin on.
18. One fillet skinless.
19. Cut each fillet into as many 140gr size servings as possible.

#### After 20 minutes –10 minutes to:


20. Explain to the judges the usage of any left overs.
21. Explain to the judges the method of preparation of a classical fish stock

Competitors will be marked on knife skills, clean bone work, meat left on carcass, wastage, basic knowledge of questions asked about the preparations of stocks.

#### Class 26: Ovo-Lacto Vegetarian Three-Course Menu







## THE EMIRATES SALON CULINAIRE 2018

Briefs of the Classes for Entry Page: 14/18

1. Present a plated three-course vegetarian ovo-lacto meal for one person.
2. Suitable for dinner service
3. The meal to consist of:
  - a. An appetizer
  - b. A main course
  - c. A dessert
4. To be prepared in advance and displayed cold on appropriate plates.
5. No meat, chicken, seafood or fish to be used, (meat-based gelatin glaze to enhance presentation is accepted).
6. Total food weight of the four plates should be 500/600 gms.
7. Typewritten descriptions and recipes required.
8. Maximum area w75cm x d75cm.

### Class 27: Chicken - Practical Cookery by USAPEEC



1. Time allowed 60 minutes
2. Prepare and present three identical main courses using USAPEEC Chicken Quarters as the main protein item. Proof of purchase needs to be brought to the Competition for all the USA Poultry Products if proof of purchase is not brought then 50% of the judging marks shall be reduced
3. The carcass of the chicken is to be kept for inspection by judges
4. Present the main courses on individual plates with appropriate garnish and accoutrements.
5. Typewritten recipes are required
6. Weight of chicken per portion on the plate to be 150 grams

### Class 28: 4 plates Appetizer and Main course using Filo Pastry by TONI KAISER



1. Present 2 different starters and 2 different Main Course total of 4 plates
2. Dishes to be suitable for a 3 Course Lunch Menu
3. Hot food presented Cold on Suitable plates or dishes coated with aspic
4. All dishes must contain Toni Kaiser Strudel Dough – filo as a key ingredient
5. Strudel Dough – Filo will be supplied by the organizer
6. Typewritten description and typed recipes are required.
7. Maximum area is 90cm by 75cm.

### Class 29: Practical Cookery 2 Different sandwiches by Unilever Food Solutions



1. To prepare and present 2 different sandwiches, 2 portions of each one for judges one for display within 30 minutes
2. 1 vegetarian – 1 non vegetarian
3. Unilever products will be supplied on common table Hellman's Real Mayonnaise, Coleman's English Mustard Colman's Dijon and whole grain mustard
4. Minimum of 3 Unilever Products, must be used in the preparation of both sandwiches
5. The sandwich must be suitable for a light lunch
6. The sandwich can be hot or cold
7. 1 power point will be available
8. Plates, equipment and all other ingredients must be brought by the competitors
9. -Type written recipes are required.





## THE EMIRATES SALON CULINAIRE 2018

Briefs of the Classes for Entry Page: 15/18



The Emirates Culinary Guild, PO Box 454922, Dubai, UAE. Tel: +971 56 8014089 Version 8 28072018





## THE EMIRATES SALON CULINAIRE 2018

Briefs of the Classes for Entry Page: 16/18

### ADDENDUM – The Emirates Salon Culinaire 2018

#### VENUE & ENTRY FEES:

1. The Emirates Salon Culinaire will be held during the Gulf Food Hotel and Equipment Exhibition from February 18<sup>th</sup> to February 22<sup>nd</sup> 2018.
2. The venue is at the Dubai International Convention & Exhibition Centre
3. The entrance fee for single entries is Dhs.100 (AED. One Hundred) per person per class, unless otherwise stated in the *Rules and Regulations* or the *Class Briefs*.
4. The fee for entry to the trophy classes is as follows:
  - i. Best Cuisinier – The Emirates Salon Culinaire- Dubai 2018 AED:500/- per person
  - ii. Best Pastry Chef – The Emirates Salon Culinaire- Dubai 2018 AED:400/- per person
  - iii. Best Artist – The Emirates Salon Culinaire- Dubai 2018 AED:500/- per person
  - iv. Best Arab National – The Emirates Salon Culinaire- Dubai 2018 AED:300/- per person
  - v. Young Chef of the Year – The Emirates Salon Culinaire Dubai 2018 AED: 500/- per person

#### CLOSING DATE:

5. Closing date for entries is January 28<sup>th</sup> 2018 However, many are often fully subscribed and closed well before the closing date.

#### TROPHY ENTRY:

Entrants to a trophy class must enter and finish in all and only those classes that pertain to the trophy for which they are entering. No other classes may be entered into by a trophy entrant.

Trophies are awarded on the highest aggregate points from all three classes.

The required classes are:

#### BEST CUISINIER:

- i. Class #10. Five-Course Dinner Menu
- ii. Class # 21. Beef Practical Cookery
- i. Class # 20. Fish & Seafood Practical Cookery

In order to qualify for inclusion in the points tally for Best Cuisinier Trophy a competitor must win three medals, at least one of which must be a gold medal.

#### BEST PASTRY CHEF:

- i. Class # 01. Practical Cake Decoration
- ii. Class # 03. Four Plates of Dessert
- iii. Class # 06. Friandises, Petites Four

In order to qualify for inclusion in the points tally for Best Pastry Chef Trophy a competitor must win at least two medals one of which must be a gold medal.

#### BEST ARTIST:

- i. Class # 07. Chocolate Showpiece
- ii. Class # 09. Open Showpiece
- iii. Class # 15. Individual Ice Carving
- iv. Class # 17. Practical Fruit & Vegetable Carving





## THE EMIRATES SALON CULINAIRE 2018

Briefs of the Classes for Entry Page: 17/18

In order to qualify for inclusion in the points tally for Best Artist Trophy a competitor must win at least three medals one of which must be a gold medal..

### BEST ARAB NATIONAL:

- i. Class # 14. An Arabian Feast
- ii. Class # 19. Arabic Mezzeh - Practical Cookery
- iii. Class 22: Emirati Cuisine - Practical Cookery
- iv. In order to qualify for inclusion in the points tally for Best Arab National Trophy a competitor must win at least one medal.

**YOUNG CHEF OF THE YEAR By Fonterra** See *Classes for Entry* Document.

### The Emirates Salon Culinaire 2018

#### JUDGING AND THE AWARDS SYSTEM

A team of WorldChefs (The World Association of Chef's Societies) approved international Judges will adjudicate at all classes of the competition: using Worldchefs-approved methods, criteria and documents [www.worldchefs.org](http://www.worldchefs.org)  
After each judging session, the judges will hold a debriefing session at which each competitor attending may learn something of the thinking behind the judges' decision.

Competitors will not be competing against each other: rather, they will be striving to reach the best possible standard. The judges will then apportion marks that accord with their perception of the standard reached. The competitor will then receive an award commensurate with his/her points tally for the class.

In theory, therefore, everyone in a particular class could be awarded a gold medal. Conversely, it could be possible that no awards at all are made.

#### The scaling for awards in all classes is as follows:

Points

100	Gold Medal with Distinction with Certificate.
99 – 90	Gold Medal with Certificate.
89 – 80	Silver Medal with Certificate.
79 – 70	Bronze Medal with Certificate
60 – 69	Certificate of Merit
Thereafter	Certificate of Participation

#### Corporate and Establishment Trophies

The corporate and establishment trophies available are:

##### Best Effort by an Individual Establishment – The Emirates Salon Culinaire

This trophy is awarded to the establishment whose competitors gain the highest total combined points from the medals won from all of their entries.

##### Best Effort by a Corporation – The Emirates Salon Culinaire

This trophy is awarded to the corporation whose competitors gain the highest total combined points from the medals won from all of their entries.





## THE EMIRATES SALON CULINAIRE 2018

Briefs of the Classes for Entry Page: 18/18

### Point Value of each Medal Won:

Gold Medal with Distinction	6 Points
Gold Medal	5 Points
Silver Medal	3 Points
Bronze Medal	1 Point

Winners where a sponsored trip is awarded are restricted to winning the trip once per life time. In a case where the overall winner has participated in a sponsored trip previously the trip shall be awarded to the 2<sup>nd</sup> place winner

ESC2018 Ends



The Emirates Culinary Guild, PO Box 454922, Dubai, UAE. Tel: +971 56 8014089 Version 8 28072018

